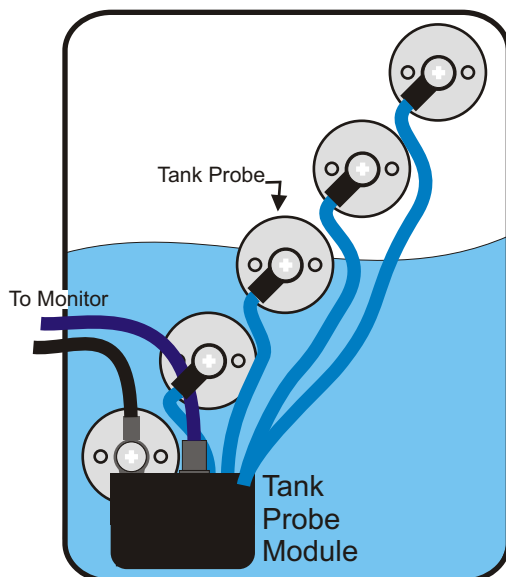
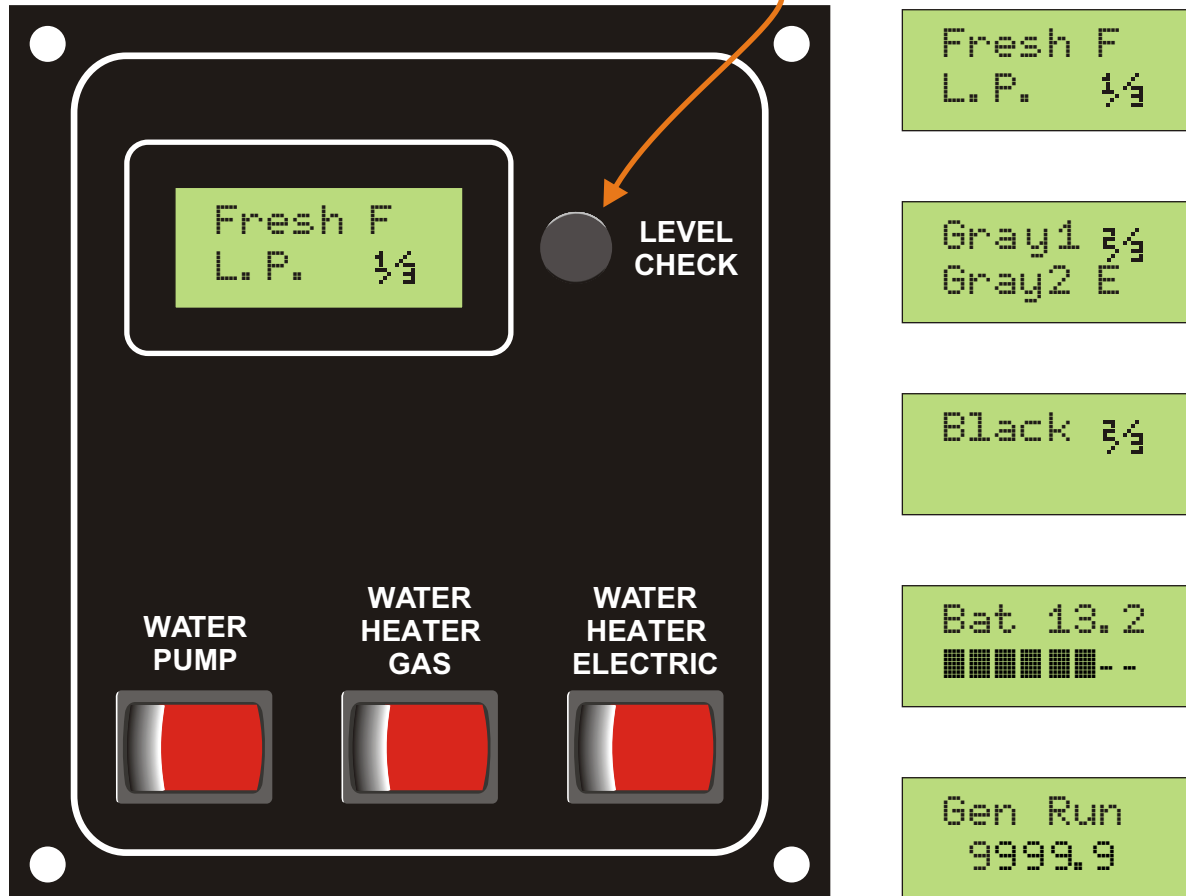


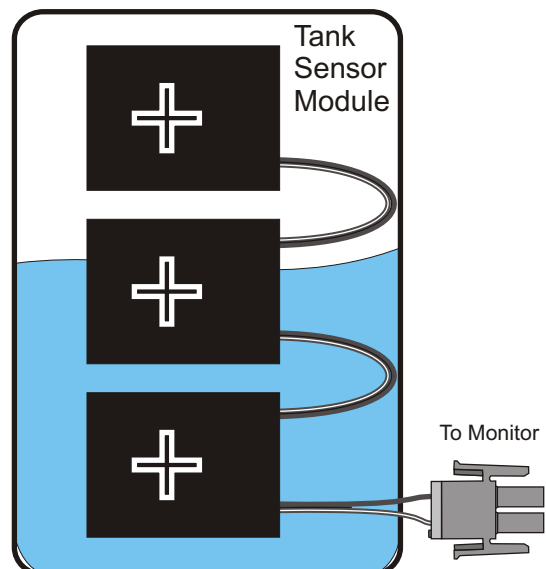
PRECISION CIRCUITS INC

The **MINI-DIGITAL MONITOR PANEL** digitally displays the levels of the Water & Waste Tanks, & L.P. Tank. It provides both a digital and analog Battery Volt Meter. Optionally it can also display the Generator Hour Meter. The Rocker Switches can be arranged to meet individual customer requirements.

Pressing this button will scroll through the multiple info screens



Both the Tank Module & Tank Sensor communicate the tank level to the Monitor Panel on the power wires requiring only two wires from each tank to the Monitor Panel.



dig-level MINI-DIGITAL MONITOR PANEL

DIGI-LEVEL Tank Module electronics sense the Water Level right at the Tank. The four blue wires connect to any of the probe levels. Rather than using the water as an electrical switch, the **DIGI-LEVEL** sends a digital signal into the water. This technology not only enhances the level sensing, but also eliminates the DC current which promotes probe corrosion and premature probe failure.

The Tank Sensor features field effect technology, a non-invasive method. Each Sensor array contains three sensors which glue externally to the polymer tank wall with high-grade long life adhesive, at the position and level that the water is to be sensed, thus eliminating the need for calibration. Each Sensor emits an electric field into the tank. When the water level passes by the Sensor, it detects a change in its electric field.



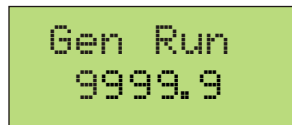
The screen will continually update every 1 second, and the level sensors are continually communicating. Should a sensor exceed normal limits, ERR will display in place of the level. Depending on your RV, the Levels will be displayed in either 1/3's or 1/4's.

E, 1/3, 2/3, F, or ERR; or
E, 1/4, 1/2, 3/4, F, or ERR.



The Chassis and House Battery Voltages will display in both Digital and Analog (bar graph) format. The Analog range is 10.0V-15.0V; with bar graph meter increments of 0.125Volts.

The screen will continually update every 1 second.



The display will show the status of the Generator, Running, or Stopped, and Hour Meter.

To conserve Battery power, after 1 minute Backlighting will go off, and display will return to a Default Screen. However, the Panel is still live. Touching the Button will display the level and also turns Backlighting back on.

