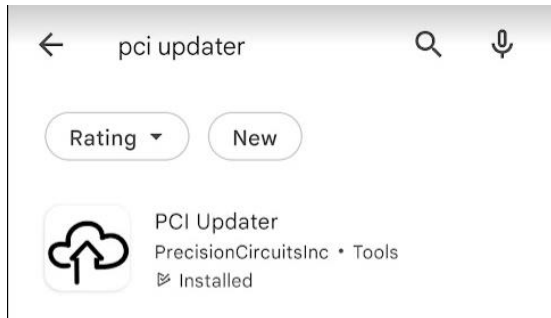


PCI UPDATER

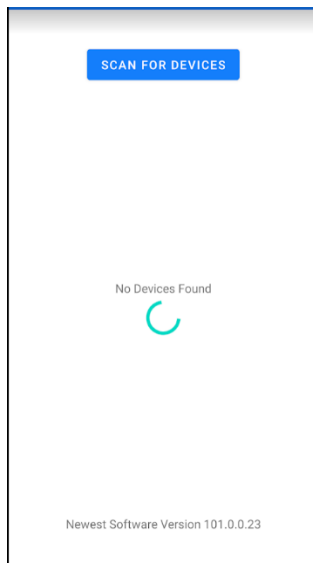
The Digi-Level system on your RV has been designed with the ability to update its software to get the latest functions and features that are available.

To update your system, you will need to download a phone app from either Apple's App Store or Google's Play Store depending on your phone or tablet device.

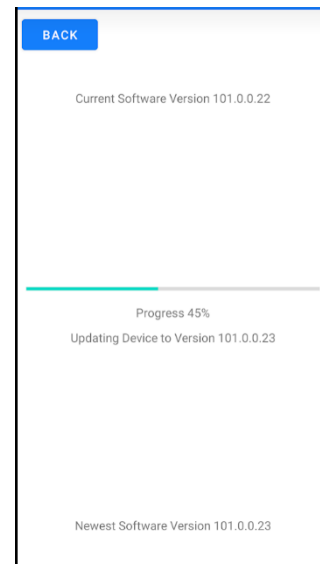
Download "PCI Updater".



Open the app. It will automatically scan for your Digi-Level system.



If no devices are found, make sure you have power on to your Digi-Level touchscreen and are standing nearby.



Once the application finds your RV, it will automatically update the touchscreen to the latest version. You will see a progress bar on both your app and on the touchscreen. Please wait as this could take over a minute. If a freeze warning appears, clear the error if you want to see the progress.

You may see a second progress bar on the touchscreen after it has been updated. This is normal and indicates it found another component in the system that also needed an update.

When the Digi-Level system is updated and restarts itself there are a couple of things to note.

- 1) It may take a couple of minutes for the tank communications to be re-established.
- 2) The water pump may see a signal and turn itself on.

To avoid these issues, wait until the update has finished. Turn your system off for two minutes and then turn it back on again.